



Job name:	Date:
Scheduled Reference:	Contractor:

System Information



AHRI number	\	206414278
Outdoor Model	\	KU60UHO
Indoor Model	\	KU60UH2I
System Rating		
Cooling Capacity	Btu/h	54000
Heating Capacity	Btu/h	54000
Power Supply	\	208-230V/1Ph/60Hz
SEER2	\	15.8
EER2	\	10
HSPF2	\	9
Gas Pipe	inch (mm)	3/4 (19)
Liquid Pipe	inch (mm)	3/8 (9.52)
Pre-charge Pipe Length	ft (M)	31.2 (9.5)
MAX. refrigerant pipe length between Indoor and Outdoor	ft (M)	98.4 (30)
MAX. Vertical Height difference between Indoor and Outdoor	ft (M)	49.2 (15)
Factory Charge	oz	220.5
Connection Method	\	Screw Connection (standard)
Refrigerant Type	\	R410A

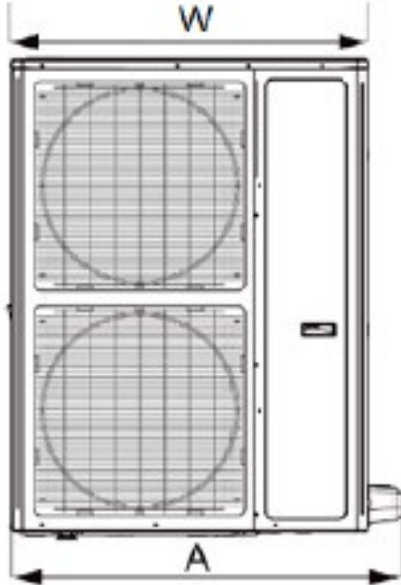


- Features:**
- High efficiency DC Inverter Technology
 - Compact and quiet side discharge unit
 - Match with Kinghome or 3rd party indoor unit
 - 24V thermostat compatible
 - Low ambient cooling to 5F (-15C)
 - Low ambient heating to -22F (-30C)

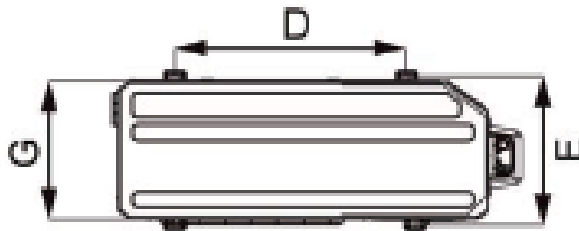




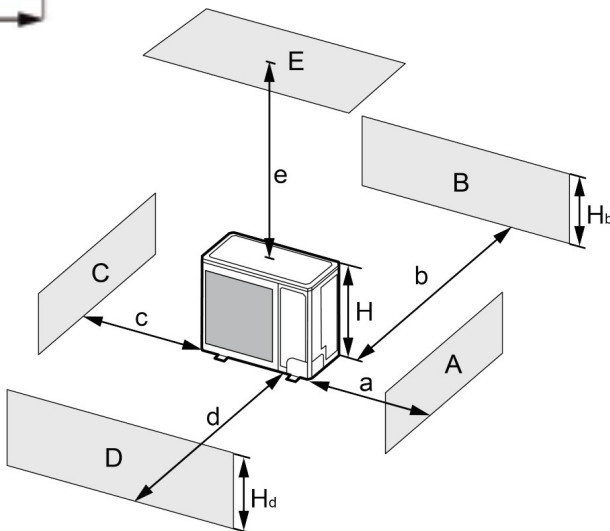
Outdoor Data and Dimensions



Outdoor Unit Data		
Sound Pressure Level	dB(A)	55.5(47 Min - 64 Max)
Min/Max Voltage	V	187-253
Control Voltage	V	24
Rated Current Cooling	A	30
Rated Current Heating	A	31
MCA	A	35
MOP	A	45
Dimension (HxWxD)	inch (mm)	53 3/4 x 42 3/4 x 16 7/8 (1365 x 1085 x 427)
Net Weight	lb (Kg)	308.7 (140)
Gross Weight	lb (Kg)	337.3 (153)
Operating Temperature for Cooling	°F/°C	5~129.2 (-15~54)
Operating Temperature for Heating	°F /°C	-22~75.2 (-30~24)



Dimensions	
A	42 3/4
B	16 7/8
C	53 5/8
D	24 3/8
E	15 5/8
G	14 1/2
W	39 3/8

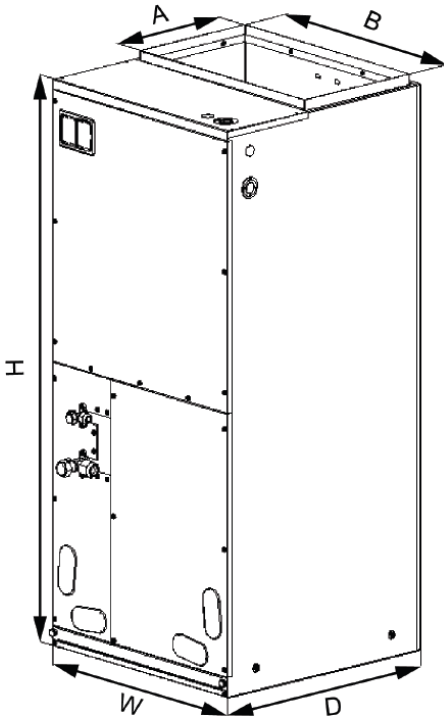


A~E	H _b	H _d	H	(in)				
				a	b	c	d	e
B	—	—	—	-	≥ 4	-	-	-
A,B,C,	—	—	—	≥ 12	≥ 4	≥ 4	-	-
B,E	—	—	—	-	≥ 4	-	-	≥ 40
A,B,C,E	—	—	—	≥ 12	≥ 6	≥ 6	-	≥ 40
D	—	—	—	-	-	-	≥ 40	-
D,E	—	—	—	-	-	-	≥ 40	≥ 40
B,D	H _b < H _d	H _d > H	-	≥ 4	-	≥ 40	-	-
	H _b > H _d	H _d < H	-	≥ 4	-	≥ 40	-	-
B,D,E	H _b < H _d	H _b ≤ 1/2H	-	≥ 10	-	≥ 80	≥ 40	≥ 40
		1/2H < H _b ≤ H	-	≥ 10	-	≥ 80	≥ 40	
	H _b > H _d	H _d ≤ 1/2H	-	≥ 4	-	≥ 80	≥ 40	≥ 40
		1/2H < H _d ≤ H	-	≥ 8	-	≥ 80	≥ 40	≥ 40
	H _d > H			Prohibited				

Specifications are subject to change without notice. Manufacturer reserves the right to discontinue or modify specifications or designs without notice or without incurring obligations. All Rights reserved.



Indoor data and Dimensions



Indoor Unit Data		
Air Flow Volume	CFM (m ³ /h)	1500 (2550)
ESP	in.w.g (Pa)	0.0~1.0 (0~250)
Sound Pressure Level	dB(A)	50
Supplemental Electric Heat (Optional)	KW	(10) (15) (20)
Dehumidification	pt/hr	9.94
Min/Max Voltage	V	187-253
Control Voltage	V	24
Rated Current Cooling	A	3.2
Rated Current Heating	A	3.2
MCA	A	4
MOP	A	15
MOP / Electric Heater	A	(60) (80) (125) 208-240V
Dimension (HxWxD)	inch (mm)	57 x 24 3/4 x 21 1/4 (1448 x 630 x 540)
Net Weight	lb (Kg)	202.8 (92)
Gross Weight	lb (Kg)	218.3 (99)

Dimensions	
A	11 5/8
B	20
H	57
W	24 3/4
D	21 1/4

Heat Kit Model	Electric Heat (KW)		Min. Circuit (Amps)		Max.Fuse or Breaker (Amps)	
	240V	208V	240V	208V	240V	208V
EHH21421601-10KW	10	7.51	52	45	60	45
EHH21421700-15KW	15	11.25	52 & 26	45 & 22.6	60 & 30	45 & 25
EHH21422800-20KW	20	15.02	52 & 52	45 & 45	60 & 60	45 & 45

Filter Size	
*Supplied filter is metal mesh	
Supplied*	20 5/8 X 20 5/16 X 1/2
Suggested	20 5/8 x 20 5/16 x 1

Optional Smart thermostat bundle

WK-010WC1

WK-010WD1

