

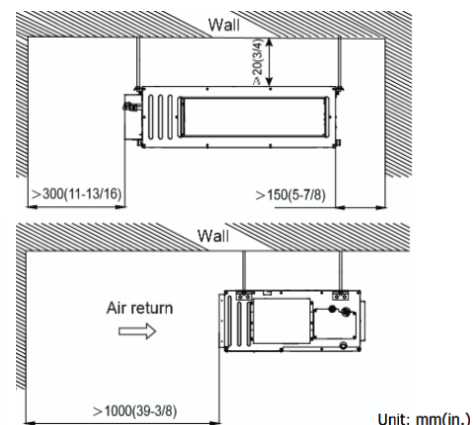
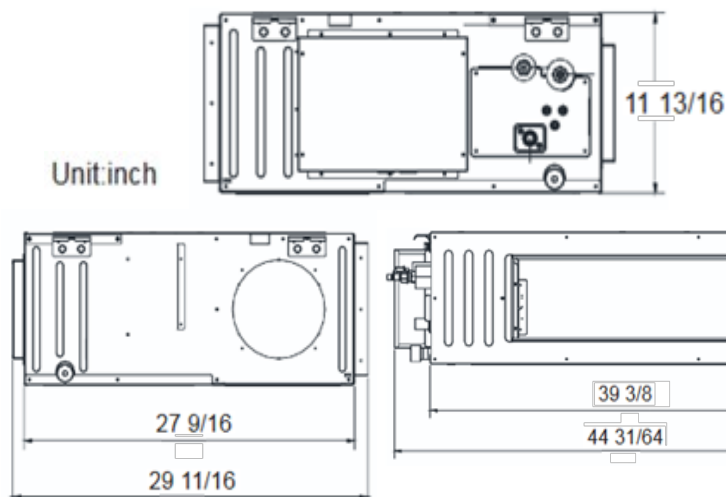


Indoor unit specifications

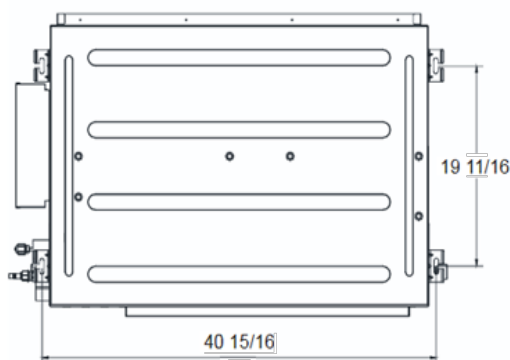
Ducted High Static			KM24XFDI
Air flow volume			dB (A)
Turbo	736 CFM	1250 m3/h	42
High	559 CFM	950 m3/h	34
Med-high	N/A	N/A	N/A
Medium	453 CFM	770 m3/h	33
Med-low	N/A	N/A	N/A
Low	406 CFM	690 m3/h	30
Sleep	N/A	N/A	N/A

Net weight:	92.6 Lbs	Gross weight:	106.9 Lbs
	42 Kg		48.5 Kg
Included:	Wired Controller XE72-44/E		
Dehumidification level:		5.28 pt/hr	
Optional Accessories			
24V interlock wired controller:		XE71-00/E	
Wired controller:		XE71-44G	
Embedded wired controller:		XE74-44E	
Embedded WIFI wired controller:		XE72-44E	
Unit Dimensions			

Indoor unit Dimensions



Minimum indoor unit clearances



Power supplied by outdoor unit

Additional Information

Connection method	Screwed
Liquid pipe	1/4in (6mm)
Gas pipe	5/8in (16mm)
Drain pipe (Outer Diameter)	.98in (25mm)

Included Features

Drain pump	8C heating	Dehumidify	Self clean	Forced defrost	Soft start	Low voltage startup
------------	------------	------------	------------	----------------	------------	---------------------

Specifications are subject to change without notice. Manufacturer reserves the right to discontinue or modify specifications or designs without notice or without incurring obligations. All Rights reserved.