



Submittal-Clivia 9K Minisplit

Job name:		Submitted by:	
Location:		Submitted to:	
Engineer:		Unit tag:	
Date:		Drawing number:	

Warranty information

Standard 7 years parts & compressor
Registered 12 years parts & compressor
Terms and conditions apply

Type

Energy Star Heat Pump ☐
Cold Climate Energy Star Heat Pump ☒

Model numbers


Indoor: KW09XQ25S1DI
Outdoor: KW09XQ25S1DO

Capacity range



R32



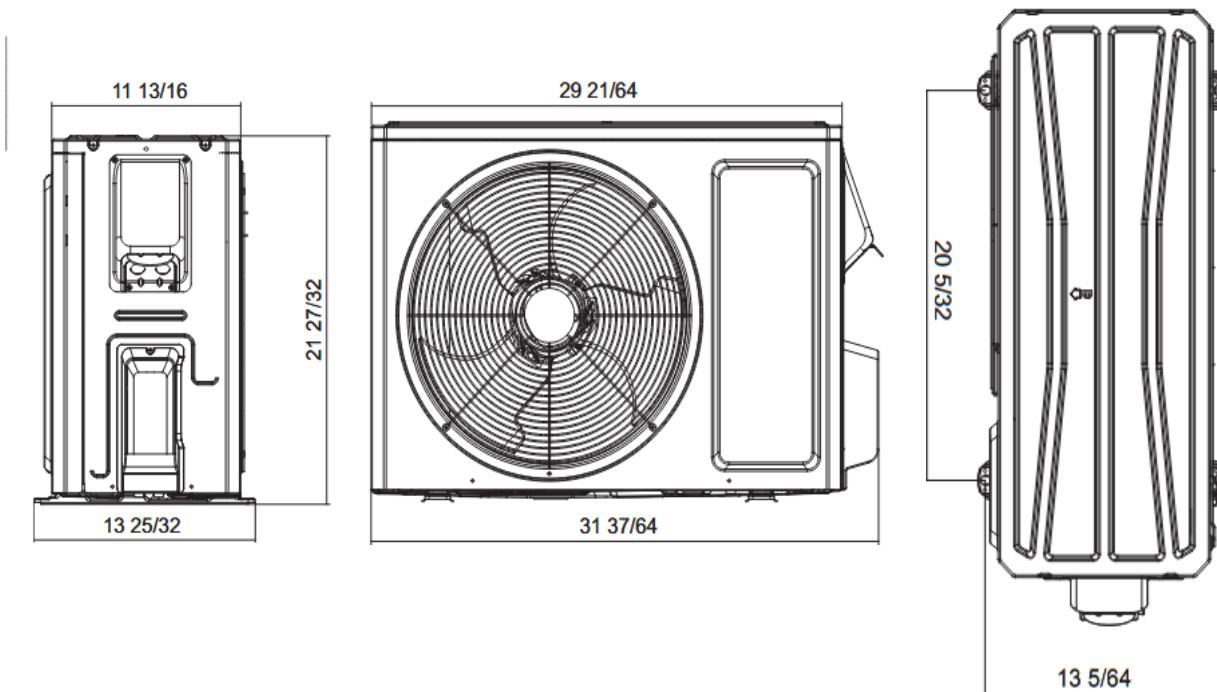
Output (BTU/H)		Minimum	Rated	Max	Certification		
Cooling:		2730	9100	12966	AHRI NO.	Energy Star	
Heating:		2388	10500	15013	217933617	4,518,151.	
Heating performance					Efficiency Ratings		
Output (BTU/H)		Minimum	Rated	Max	SEER2	26	
47F (8.3C)		2388	10500	15000	HSPF2	10.4	
17F (-8.3C)		2700	11000	11000	EER (W/W)	4.4	
5F (-15C)		2600	9500	9500	COP (W/W)	4	
Outdoor temperature range					Electrical		
Cooling:	-29-50C		-20-122F		Power supply	208-230V/60Hz/1Ph	
Heating:	-30-30C		-22-86F		Min/Max voltage	187-253Vac	
Condenser specifications					MCA	10A	
Connecting type			Screw Connection		MOP	15A	
Liquid line size			1/4in (6mm)		Power Supply Wire	14/3 AWG	
Gas line size			3/8in (9.52mm)		Interconnecting Wire	14/4 AWG	
pre-charge length			24.6ft (7.5M)		Features:		
MIN. Refrigerant Pipe Length			10 ft (3M)		Electronic expansion valve		
MAX. Refrigerant Pipe Length			100 ft (30M)		Rotary compressor		
MAX. Vertical Height difference (total)			60 ft (20M)		Basepan heater		
Refrigerant Type			R-32		Compressor electric heater		
Factory Charge			30oz		Weight		
Additional Charge			0.2 oz/ft		Gross weight:	77.2Lbs (35Kg)	
Sound Pressure Level			52dB (A)		Net weight:	71.7Lbs (32.5Kg)	

Specifications are subject to change without notice. Manufacturer reserves the right to discontinue or modify specifications or designs without notice or without incurring obligations. All Rights reserved.

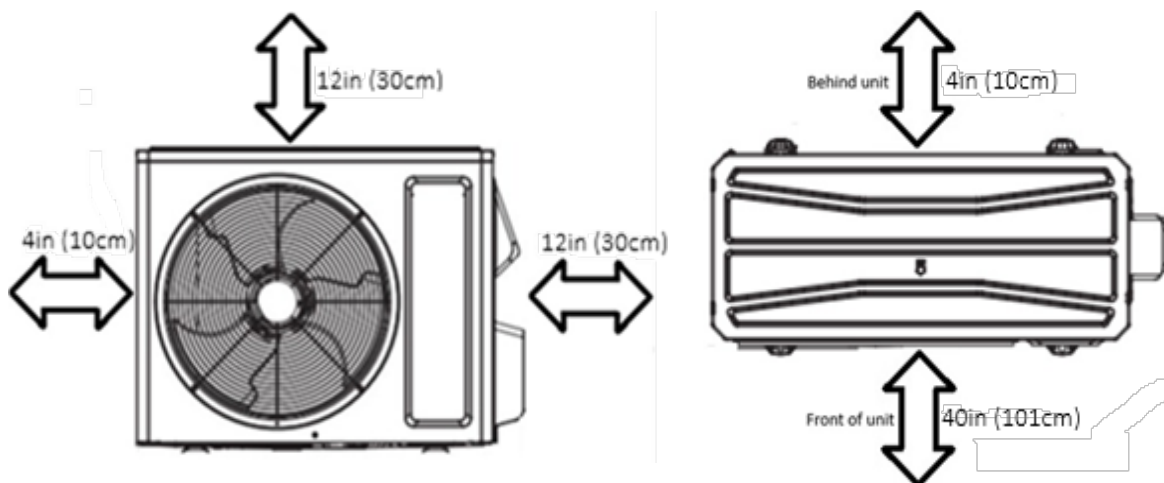


Outdoor unit Dimensions

KW09XQ25SDO



Minimum outdoor unit clearances



Unit must be placed a minimim 18in (45cm) above any surfaces to allow for snow clearance and defrost runoff.

Please follow local best practices and guidelines.

Specifications are subject to change without notice. Manufacturer reserves the right to discontinue or modify specifications or designs without notice or without incurring obligations. All Rights reserved.



Indoor unit specifications

KW09XQ25SDI

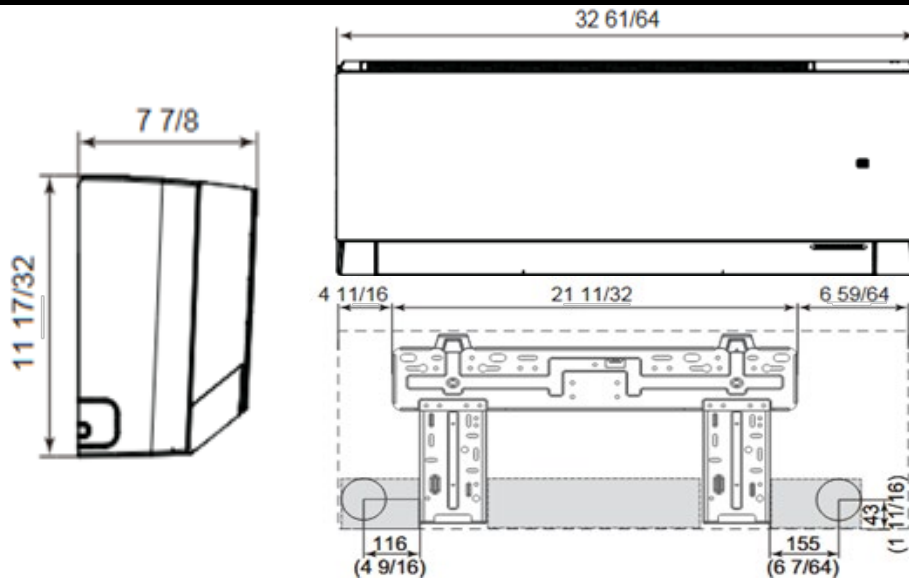
Air flow volume			dB (A)
Turbo	353 CFM	600 m3/h	41
High	324 CFM	550 m3/h	38
Med-high	294 CFM	500 m3/h	36
Medium	265 CFM	450 m3/h	33
Med-low	235 CFM	400 m3/h	30
Low	206 CFM	350 m3/h	26
Sleep	194 CFM	330 m3/h	24

Net weight:	20.9 Lbs	Gross weight:	25.4 Lbs
	9 Kg		11.5 Kg
Included:	Infrared remote YBE1FBF		
Dehumidification level:		1.69 pt/hr	
Optional Accessories			
24V interlock wired controller:		XE71-00/E	
Wired controller:		XE71-44G	
Embedded wired controller:		XE74-44E	
Embedded WIFI wired controller		XE72-44E	

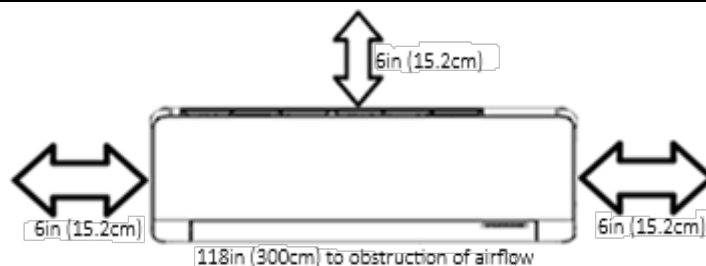
Included Features

Wi-Fi control	8C heating	I-feel	Self clean	Forced defrost	Soft start	Low voltage startup
---------------	------------	--------	------------	----------------	------------	---------------------

Indoor unit Dimensions



Minimum indoor unit clearances



Specifications are subject to change without notice. Manufacturer reserves the right to discontinue or modify specifications or designs without notice or without incurring obligations. All Rights reserved.