



## Submittal-Clivia 18K Minisplit

Job name:		Submitted by:	
Location:		Submitted to:	
Engineer:		Unit tag:	
Date:		Drawing number:	

### Warranty information

Standard 7 years parts & compressor  
Registered 12 years parts & compressor  
Terms and conditions apply

### Type

Energy Star Heat Pump ☐  
Cold Climate Energy Star Heat Pump ☒

### Model numbers

Indoor: KW18XQ25S1DI


Outdoor: KW18XQ25S1DO

### Capacity range



R32



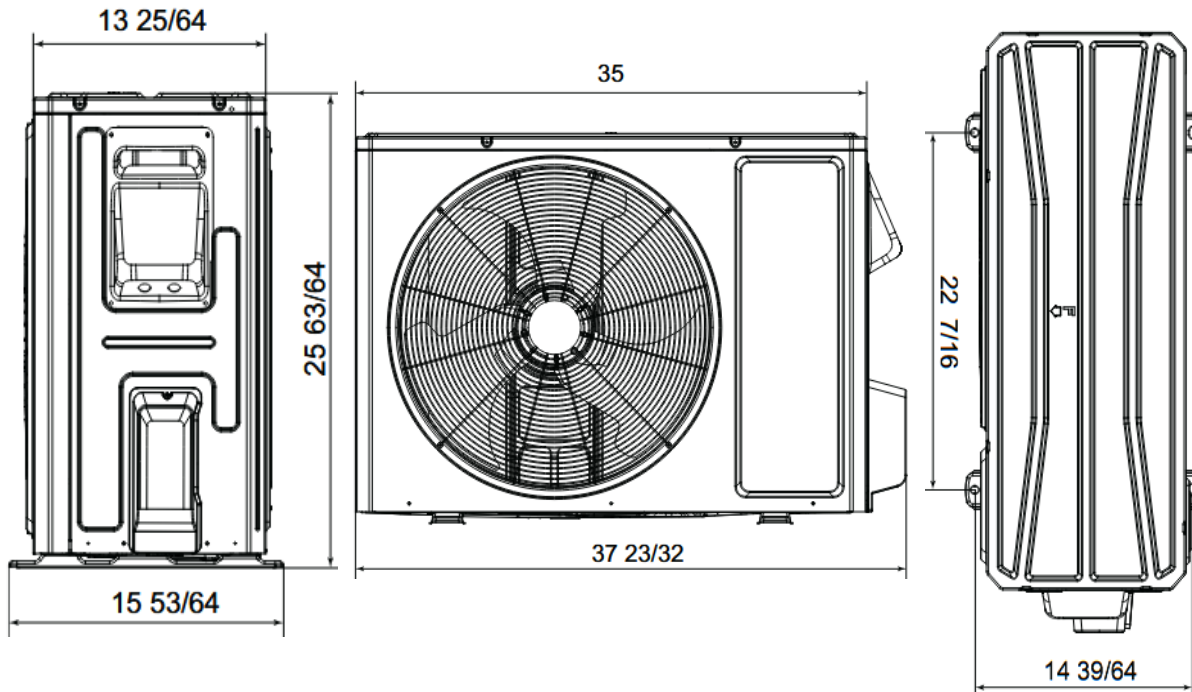
Output (BTU/H)		Minimum	Rated	Max	Certification		
Cooling:		5118	18000	22178	AHRI NO.	Energy Star	
Heating:		4436	18000	22178	217933615	4,514,316.	
Heating performance					Efficiency Ratings		
Output (BTU/H)		Minimum	Rated	Max	SEER2	24.5	
47F (8.3C)		4400	18000	22000	HSPF2	9	
17F (-8.3C)		7900	18000	18500	EER (W/W)	4	
5F (-15C)		6700	14600	14600	COP (W/W)	3.9	
Outdoor temperature range					Electrical		
Cooling:	-29-50C		-20-122F		Power supply	208-230V/60Hz/1Ph	
Heating:	-30-30C		-22-86F		Min/Max voltage	187-253Vac	
Condenser specifications					MCA	16A	
Connecting type			Screw Connection		MOP	20A	
Liquid line size			1/4in (6mm)		Power Supply Wire	12/3 AWG	
Gas line size			1/2in (12mm)		Interconnecting Wire	14/4 AWG	
pre-charge length			24.6ft (7.5M)		Features:		
MIN. Refrigerant Pipe Length			10 ft (3M)		Electronic expansion valve		
MAX. Refrigerant Pipe Length			131ft (40M)		Rotary compressor		
MAX. Vertical Height difference (total)			82 ft (25M)		Basepan heater		
Refrigerant Type			R-32		Compressor electric heater		
Factory Charge			41oz		Weight		
Additional Charge			0.2 oz/ft		Gross weight:	104.7Lbs (47.5Kg)	
Sound Pressure Level			59dB (A)		Net weight:	94.8Lbs (43Kg)	

Specifications are subject to change without notice. Manufacturer reserves the right to discontinue or modify specifications or designs without notice or without incurring obligations. All Rights reserved.

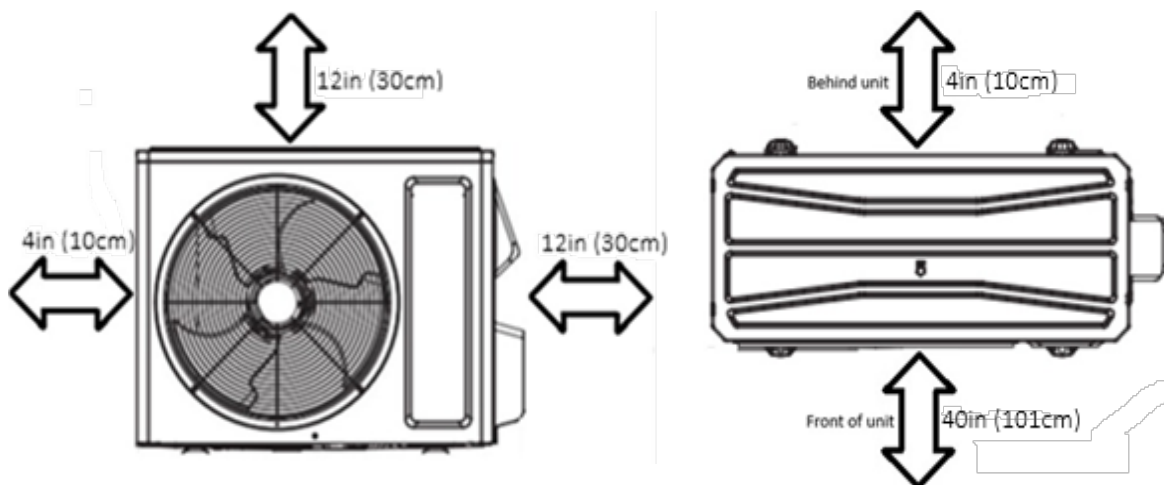


## Outdoor unit Dimensions

KW18XQ25SDO



### Minimum outdoor unit clearances



Unit must be placed a minimum 18in (45cm) above any surfaces to allow for snow clearance and defrost runoff.

Please follow local best practices and guidelines.

Specifications are subject to change without notice. Manufacturer reserves the right to discontinue or modify specifications or designs without notice or without incurring obligations. All Rights reserved.



# Indoor unit specifications

KW18XQ25SDI

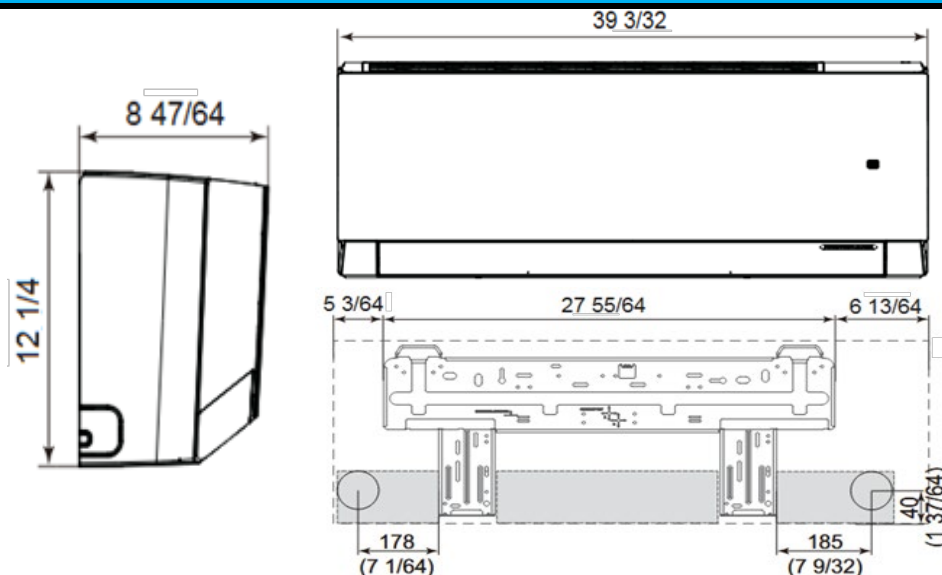
Air flow volume			dB (A)
Turbo	589 CFM	1000 m3/h	48
High	500 CFM	850 m3/h	43
Med-high	441 CFM	750 m3/h	41
Medium	412 CFM	700 m3/h	39
Med-low	383 CFM	650 m3/h	37
Low	353 CFM	600 m3/h	33
Sleep	324 CFM	550 m3/h	29

Net weight:	29.8 Lbs	Gross weight:	35.3 Lbs
	13.5 Kg		16 Kg
Included:	Infrared remote YBE1FBF		
Dehumidification level:		3.8 pt/hr	
Optional Accessories			
24V interlock wired controller:		XE71-00/E	
Wired controller:		XE71-44G	
Embedded wired controller:		XE74-44E	
Embedded WIFI wired controller		XE72-44E	

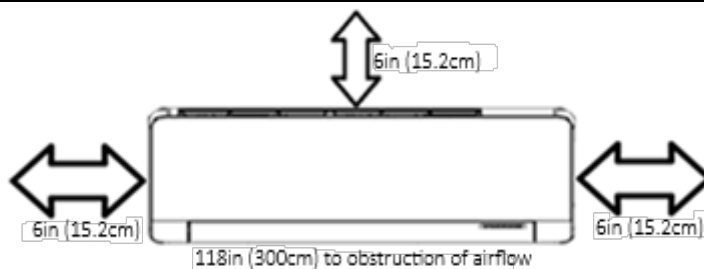
## Included Features

Wi-Fi control | 8C heating | I-feel | Self clean | Forced defrost | Soft start | Low voltage startup

## Indoor unit Dimensions



## Minimum indoor unit clearances



Specifications are subject to change without notice. Manufacturer reserves the right to discontinue or modify specifications or designs without notice or without incurring obligations. All Rights reserved.