



Submittal-Charmo 30K Minisplit

Job name:		Submitted by:	
Location:		Submitted to:	
Engineer:		Unit tag:	
Date:		Drawing number:	

Warranty information

Standard 7 years parts & compressor
Registered 12 years parts & compressor
Terms and conditions apply

Type

Energy Star Heat Pump ☐
Cold Climate Energy Star Heat Pump ☒

Model numbers

Indoor: KW30XQ21CDI
Outdoor: KW30XQ21CDO

Capacity range



R32



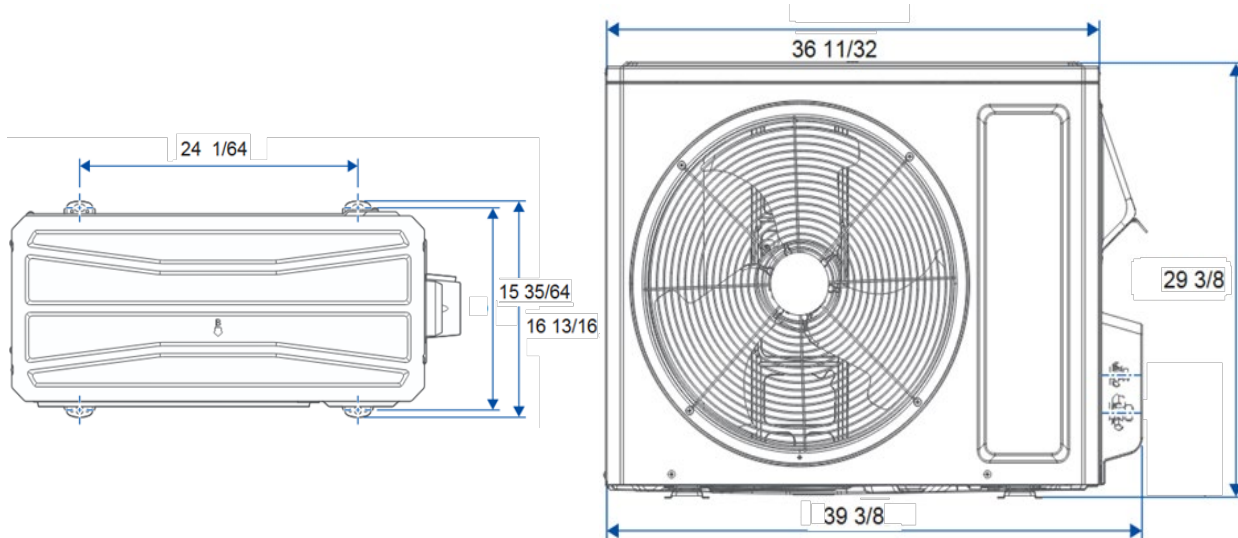
Output (BTU/H)		Minimum	Rated	Max	Certification		
Cooling:		3000	30000	36000	AHRI NO.	Energy Star	
Heating:		5800	30000	35500	216772294	4,514,290.	
Heating performance					Efficiency Ratings		
Output (BTU/H)		Minimum	Rated	Max	SEER2	22	
47F (8.3C)		9100	30000	32000	HSPF2	9	
17F (-8.3C)		8500	24000	27000	EER (W/W)	3.2	
5F (-15C)		7500	23000	23000	COP (W/W)	3.2	
Outdoor temperature range					Electrical		
Cooling:	-20-50C		-4-122F		Power supply	208-230V/60Hz/1Ph	
Heating:	-25-24C		-13-75F		Min/Max voltage	187-253Vac	
Condenser specifications					MCA	27A	
Connecting type			Screw Connection		MOP	30A	
Liquid line size			1/4in (6mm)		Power Supply Wire	10/3 AWG	
Gas line size			5/8in (16mm)		Interconnecting Wire	14/4 AWG	
pre-charge length			24.6ft (7.5M)		Features:		
MIN. Refrigerant Pipe Length			10 ft (3M)		Electronic Expansion Valve		
MAX. Refrigerant Pipe Length			131ft (40M)		Rotary compressor		
MAX. Vertical Height difference (total)			82 ft (25M)		Basepan heater		
Refrigerant Type			R-32		Compressor electric heater		
Factory Charge			56.4 oz		Weight		
Additional Charge			0.2 oz/ft		Gross weight:	127.9 Lbs (58Kg)	
Sound Pressure Level			62 dB (A)		Net weight:	116.8 Lbs (53Kg)	

Specifications are subject to change without notice. Manufacturer reserves the right to discontinue or modify specifications or designs without notice or without incurring obligations. All Rights reserved.

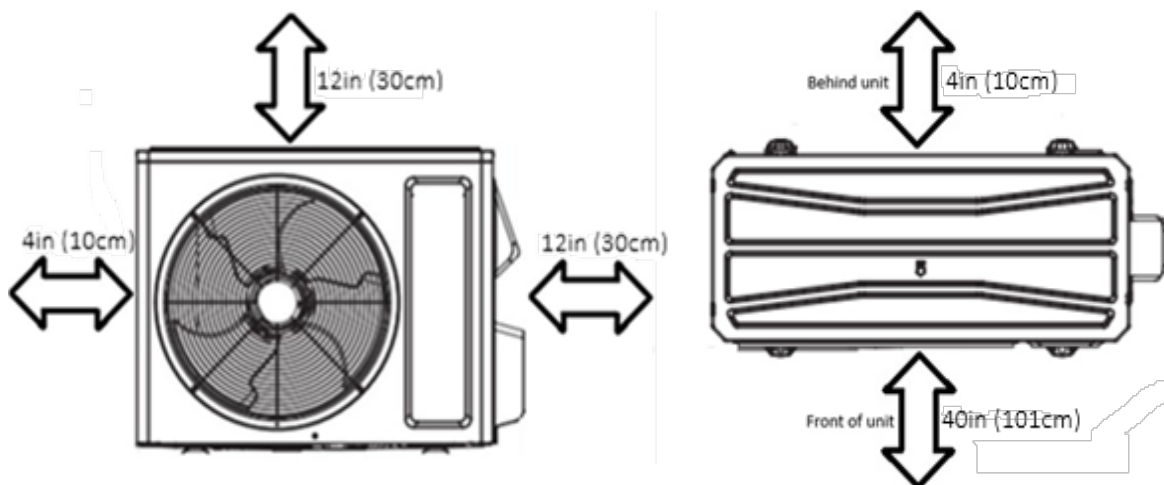


Outdoor unit Dimensions

KW30XQ19SDO



Minimum outdoor unit clearances



Unit must be placed a minimum 18in (45cm) above any surfaces to allow for snow clearance and defrost runoff.

Please follow local best practices and guidelines.

Specifications are subject to change without notice. Manufacturer reserves the right to discontinue or modify specifications or designs without notice or without incurring obligations. All Rights reserved.



Indoor unit specifications

KW30XQ19SDI

Air flow volume			dB (A)
Turbo	794 CFM	1350 m3/h	52
High	647 CFM	1100 m3/h	45
Med-high	618 CFM	1050 m3/h	44
Medium	559 CFM	950 m3/h	41
Med-low	500 CFM	850 m3/h	39
Low	471 CFM	800 m3/h	38
Sleep	441 CFM	750 m3/h	36

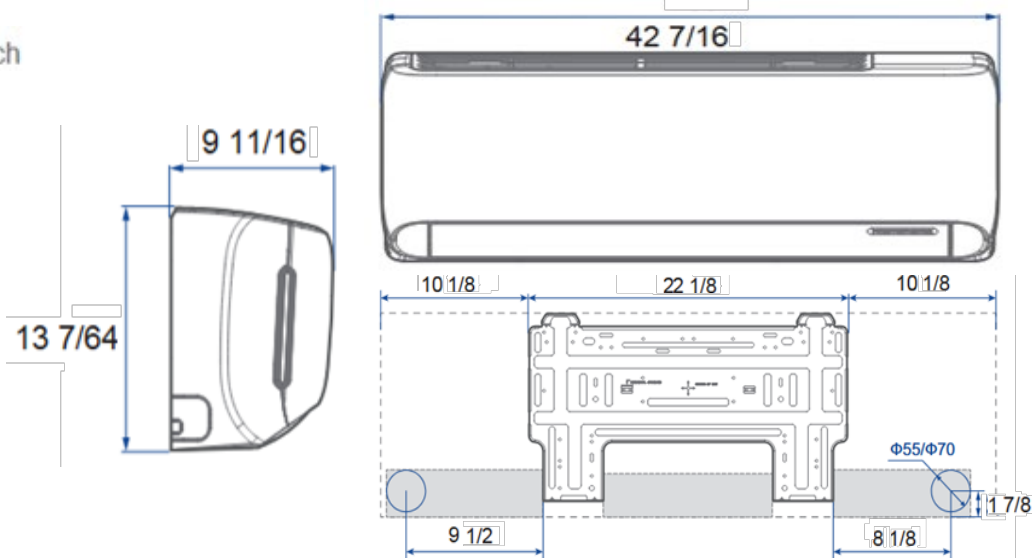
Net weight:	33.1 Lbs	Gross weight:	39.7 Lbs
	15 Kg		18 Kg
Included:	Infrared remote YBE1FBF		
Dehumidification level:		7.4 pt/hr	
Optional Accessories			
24V interlock wired controller:		XE71-00/E	
Wired controller:		XE71-44G	
Embedded wired controller:		XE74-44E	
Embedded WIFI wired controller		XE72-44E	

Included Features

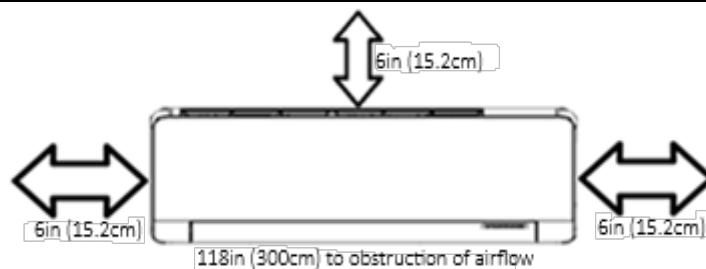
Wi-Fi control 8C heating I-feel Self clean Forced defrost Soft start Low voltage startup

Indoor unit Dimensions

Unit: inch



Minimum indoor unit clearances



Specifications are subject to change without notice. Manufacturer reserves the right to discontinue or modify specifications or designs without notice or without incurring obligations. All Rights reserved.