



Submittal-Charmo 24K Minisplit

Job name:		Submitted by:	
Location:		Submitted to:	
Engineer:		Unit tag:	
Date:		Drawing number:	

Warranty information

Standard 7 years parts & compressor
Registered 12 years parts & compressor
Terms and conditions apply

Type

Energy Star Heat Pump ☐
Cold Climate Energy Star Heat Pump ☒

Model numbers


Indoor: KW24HQ19CDI
Outdoor: KW24HQ19CDO

Capacity range



R32



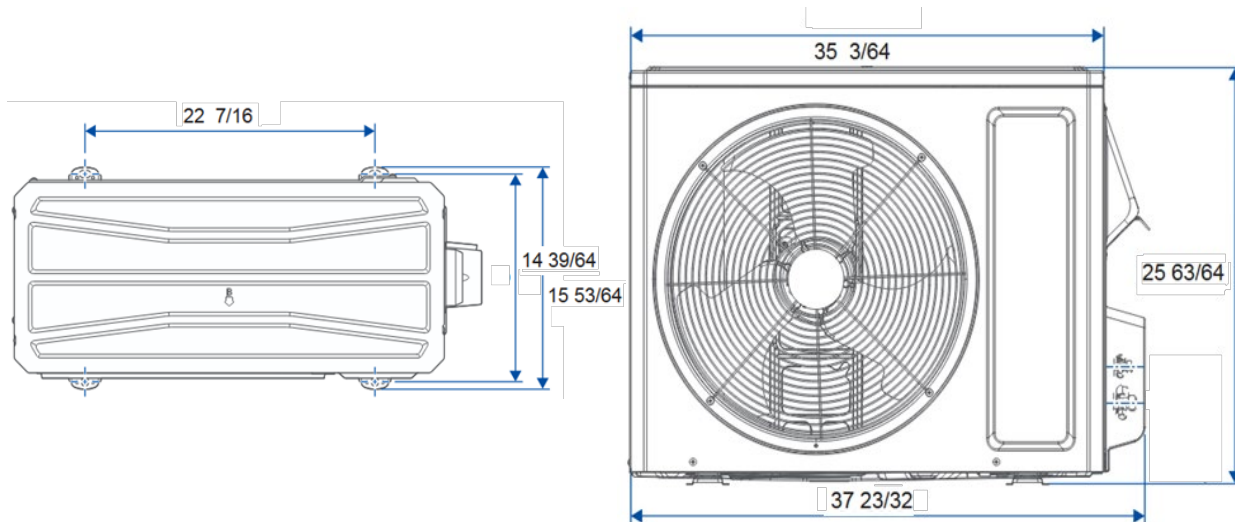
Output (BTU/H)		Minimum	Rated	Max	Certification		
Cooling:		5800	24000	26270	AHRI NO.	Energy Star	
Heating:		5400	24000	26600	217995506	4,515,403.	
Heating performance					Efficiency Ratings		
Output (BTU/H)		Minimum	Rated	Max	SEER2	19	
47F (8.3C)		5800	22400	24000	HSPF2	8.5	
17F (-8.3C)		5800	19200	19300	EER (W/W)	3.5	
5F (-15C)		3400	16800	16800	COP (W/W)	3.6	
Outdoor temperature range					Electrical		
Cooling:	-18-48C		0-118F		Power supply	208-230V/60Hz/1Ph	
Heating:	-25-24C		-13-75F		Min/Max voltage	187-253Vac	
Condenser specifications					MCA	15A	
Connecting type			Screw Connection		MOP	20A	
Liquid line size			1/4in (6mm)		Power Supply Wire	12/3 AWG	
Gas line size			1/2in (12mm)		Interconnecting Wire	14/4 AWG	
pre-charge length			24.6ft (7.5M)		Features:		
MIN. Refrigerant Pipe Length			10 ft (3M)		Capillary Expansion		
MAX. Refrigerant Pipe Length			131ft (40M)		Rotary compressor		
MAX. Vertical Height difference (total)			82 ft (25M)		Basepan heater		
Refrigerant Type			R-32		Compressor electric heater		
Factory Charge			42.3 oz		Weight		
Additional Charge			0.2 oz/ft		Gross weight:	103.6 Lbs (47Kg)	
Sound Pressure Level			58 dB (A)		Net weight:	93.7 Lbs (42.5Kg)	

Specifications are subject to change without notice. Manufacturer reserves the right to discontinue or modify specifications or designs without notice or without incurring obligations. All Rights reserved.

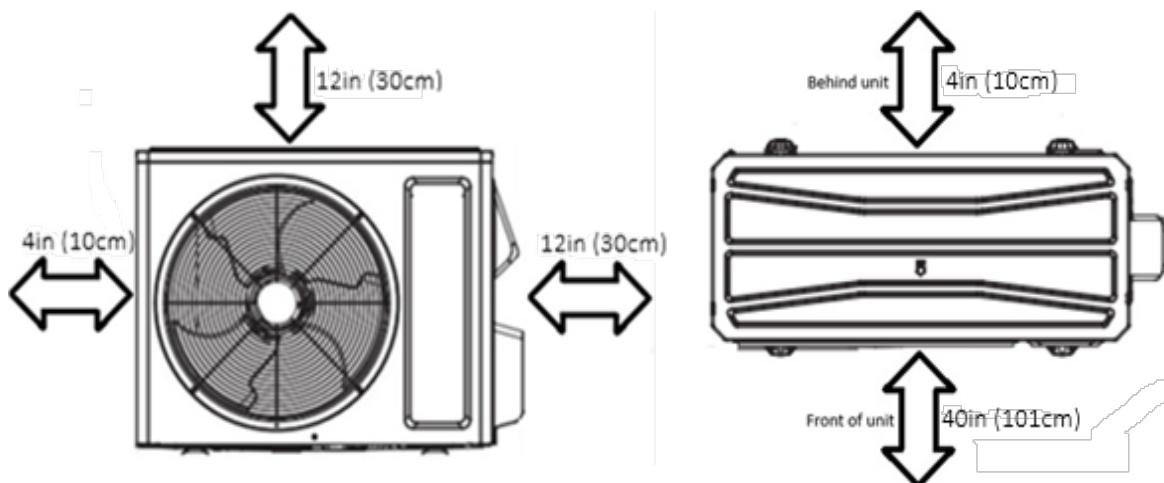


Outdoor unit Dimensions

KW24XQ19SDO



Minimum outdoor unit clearances



Unit must be placed a minimum 18in (45cm) above any surfaces to allow for snow clearance and defrost runoff.

Please follow local best practices and guidelines.

Specifications are subject to change without notice. Manufacturer reserves the right to discontinue or modify specifications or designs without notice or without incurring obligations. All Rights reserved.



Indoor unit specifications

KW24XQ19SDI

Air flow volume			dB (A)
Turbo	677 CFM	1150 m3/h	51
High	589 CFM	1000 m3/h	47
Med-high	559 CFM	950 m3/h	44
Medium	500 CFM	850 m3/h	41
Med-low	471 CFM	800 m3/h	40
Low	441 CFM	750 m3/h	38
Sleep	412 CFM	700 m3/h	36

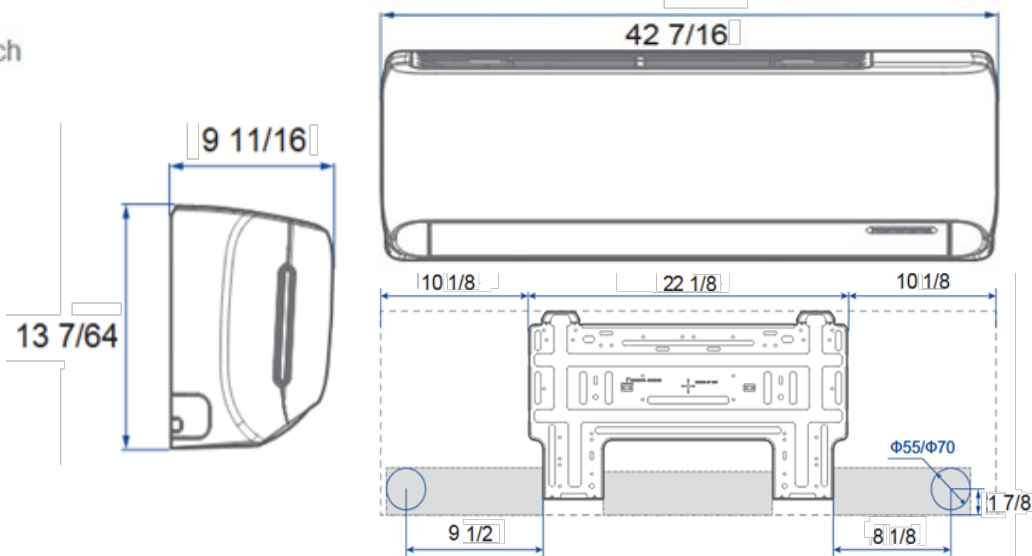
Net weight:	33.1 Lbs	Gross weight:	39.7 Lbs
	15 Kg		18 Kg
Included:	Infrared remote YBE1FBF		
Dehumidification level:		5.28 pt/hr	
Optional Accessories			
24V interlock wired controller:		XE71-00/E	
Wired controller:		XE71-44G	
Embedded wired controller:		XE74-44E	
Embedded WIFI wired controller		XE72-44E	

Included Features

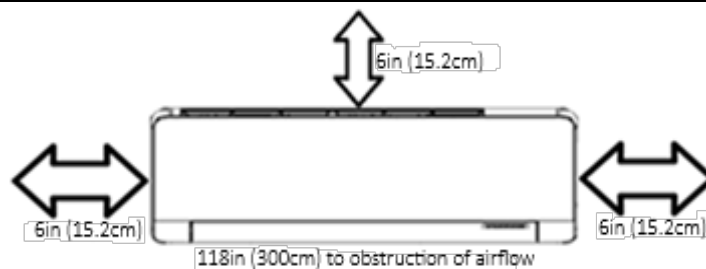
Wi-Fi control 8C heating I-feel Self clean Forced defrost Soft start Low voltage startup

Indoor unit Dimensions

Unit: inch



Minimum indoor unit clearances



Specifications are subject to change without notice. Manufacturer reserves the right to discontinue or modify specifications or designs without notice or without incurring obligations. All Rights reserved.