



Submittal-Airy 24K Minisplit

Job name:		Submitted by:	
Location:		Submitted to:	
Engineer:		Unit tag:	
Date:		Drawing number:	

Warranty information

Standard 7 years parts & compressor
Registered 12 years parts & compressor
Terms and conditions apply

Type

Energy Star Heat Pump ☐

Cold Climate Energy Star Heat Pump ☒

Model numbers

Indoor: KW24XQ29S1DI

Outdoor: KW24XQ29S1DO

Capacity range




R32

20 Inverter



AHRI

Output (BTU/H)		Minimum	Rated	Max	Certification		
Cooling:		5800	22000	31400	AHRI NO.	Energy Star	
Heating:		5800	24000	33100	217903553	4514301	
Heating performance					Efficiency Ratings		
Output (BTU/H)		Minimum	Rated	Max	SEER2	27	
47F (8.3C)		5800	24000	32000	HSPF2	10	
17F (-8.3C)		5800	23000	24000	EER (W/W)	4.1	
5F (-15C)		3400	24000	24000	COP (W/W)	3.9	
Outdoor temperature range					Electrical		
Cooling:	-29-50C		-20-122F		Power supply	208-230V/60Hz/1Ph	
Heating:	-30-30C		-22-86F		Min/Max voltage	187-253Vac	
Condenser specifications					MCA	25A	
Connecting type			Screw Connection		MOP	30A	
Liquid line size			1/4in (6mm)		Power Supply Wire	10/3 AWG	
Gas line size			5/8in (16mm)		Interconnecting Wire	14/4 AWG	
pre-charge length			24.6ft (7.5M)		Features:		
MIN. Refrigerant Pipe Length			10 ft (3M)		Electronic expansion valve		
MAX. Refrigerant Pipe Length			131ft (40M)		Rotary compressor		
MAX. Vertical Height difference (total)			82 ft (25M)		Basepan heater		
Refrigerant Type			R-32		Compressor electric heater		
Factory Charge			56oz		Weight		
Additional Charge			0.4 oz/ft		Gross weight:	126.8Lbs (57.5Kg)	
Sound Pressure Level			62dB (A)		Net weight:	115.8Lbs (52.5Kg)	

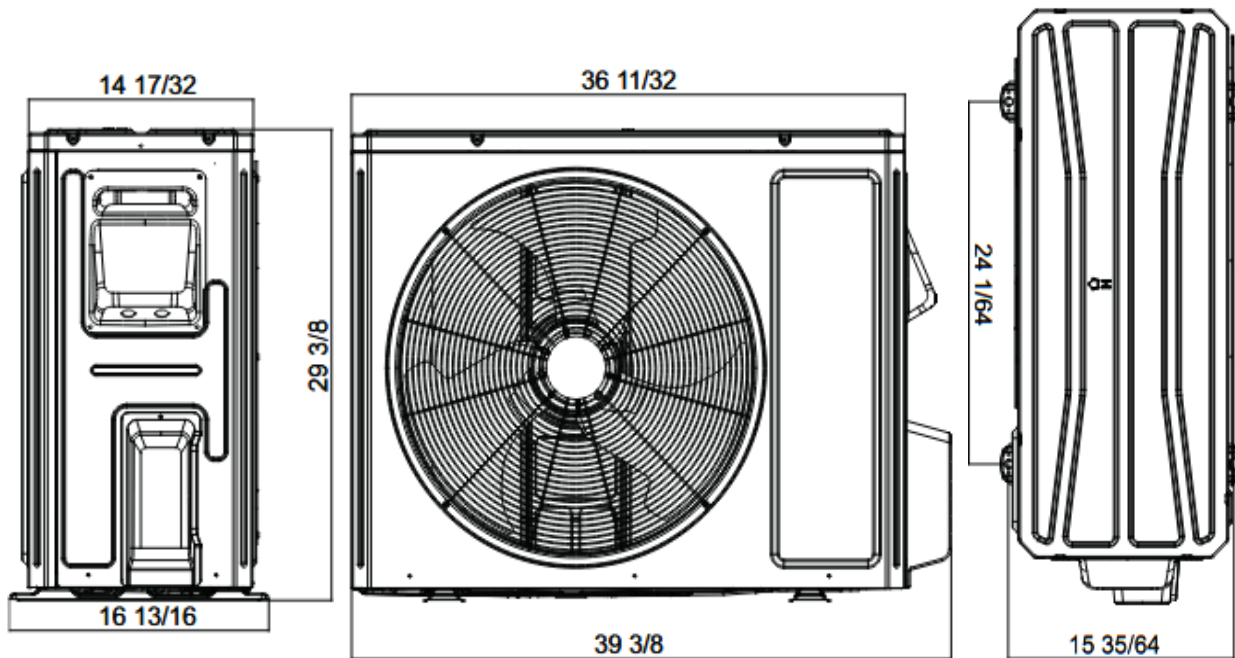
Specifications are subject to change without notice. Manufacturer reserves the right to discontinue or modify specifications or designs without notice or without incurring obligations. All Rights reserved.



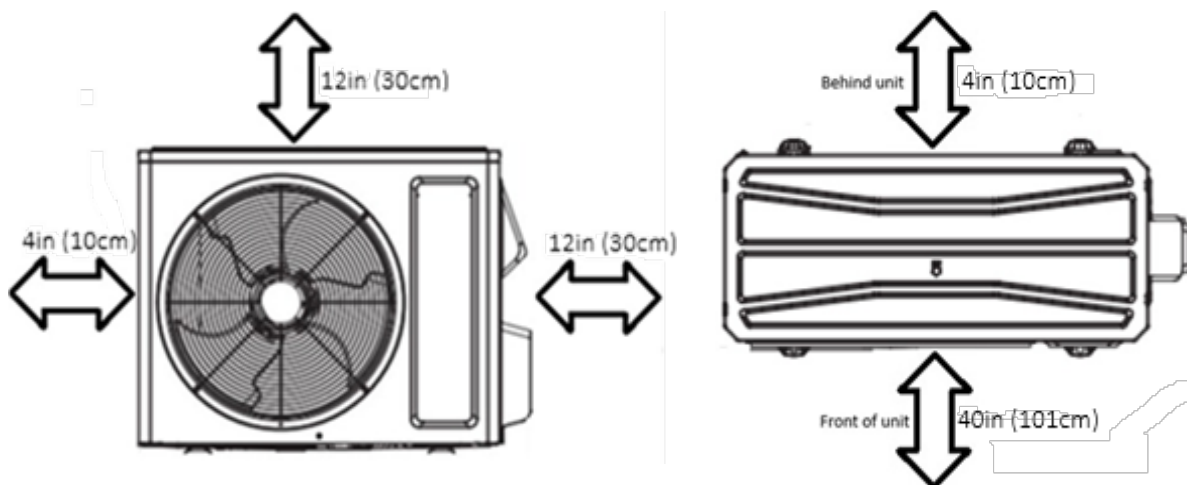
Outdoor unit Dimensions

Unit: inch

KW24XQ29SDO



Minimum outdoor unit clearances



Unit must be placed a minimim 18in (45cm) above any surfaces to allow for snow clearance and defrost runoff.

Please follow local best practices and guidelines.

Specifications are subject to change without notice. Manufacturer reserves the right to discontinue or modify specifications or designs without notice or without incurring obligations. All Rights reserved.



Indoor unit specifications

KW24XQ29SDI

Air flow volume			dB (A)
Turbo	765 CFM	1300 m3/h	53
High	559 CFM	950 m3/h	45
Med-high	530 CFM	900 m3/h	44
Medium	441 CFM	750 m3/h	41
Med-low	412 CFM	700 m3/h	39
Low	383 CFM	650 m3/h	38
Sleep	353 CFM	600 m3/h	36

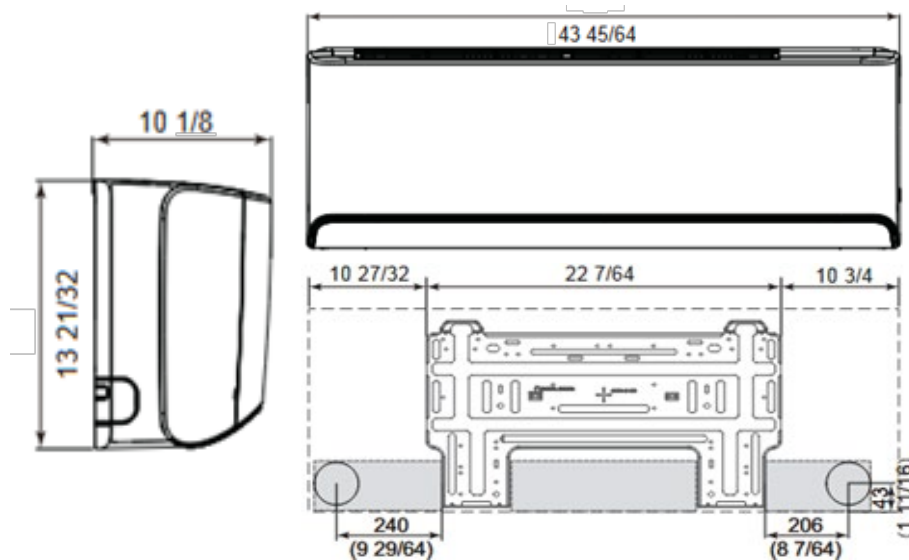
Net weight:	39.7 Lbs	Gross weight:	46.3 Lbs
	18 Kg		21 Kg
Included:	Infrared remote YBE1FBF		
Dehumidification level:		7.4 pt/hr	
Optional Accessories			
24V interlock wired controller:		XE71-00/E	
Wired controller:		XE71-44G	
Embedded wired controller:		XE74-44E	
Embedded WIFI wired controller		XE72-44E	

Included Features

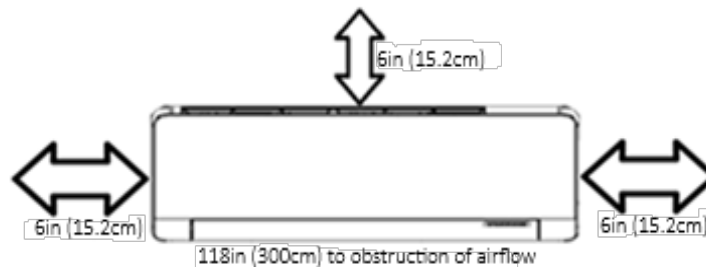
Wi-Fi control	8C heating	I-feel	Self clean	Forced defrost	Soft start	Low voltage startup
---------------	------------	--------	------------	----------------	------------	---------------------

Indoor unit Dimensions

Unit: mm(inch)



Minimum indoor unit clearances



Specifications are subject to change without notice. Manufacturer reserves the right to discontinue or modify specifications or designs without notice or without incurring obligations. All Rights reserved.