

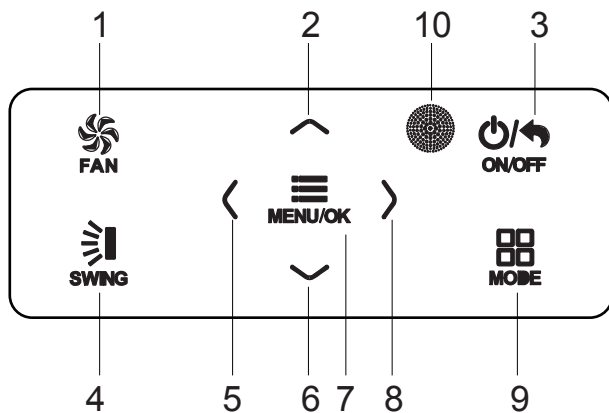
MODEL : XK76

This controller suitable for:

- High wall Type, Ducted Unit Type, Cassette Type, Floor/ceiling Type

Smart control :

- Advanced algorithms make smart switch between heat pump and the third-party heater, to increase saving and optimize confort.



| No. | Button name | Button Function |
|-----|--------------------------------|--|
| 1 | FAN | Set low speed, medium speed, high speed, turbo and auto speed. |
| 2 | ^ | (1) Set temperature |
| 6 | v | (2) Set parameter (3) Move option cursor |
| 3 | ON/OFF/BACK | (1) Turn on or turn off unit (2) Return to last page |
| 4 | SWING | Set up&down swing and set left&right swing |
| 5 | < | (1) Set related function on or off |
| 8 | > | (2) Move option cursor (3) Set parameter |
| 7 | MENU/OK | (1) Enter menu page (2) Confirm setting |
| 9 | MODE | Set auto, cooling, dry, fan, aux heat and heating modes for indoor unit. |
| 10 | Remote control receiver window | |

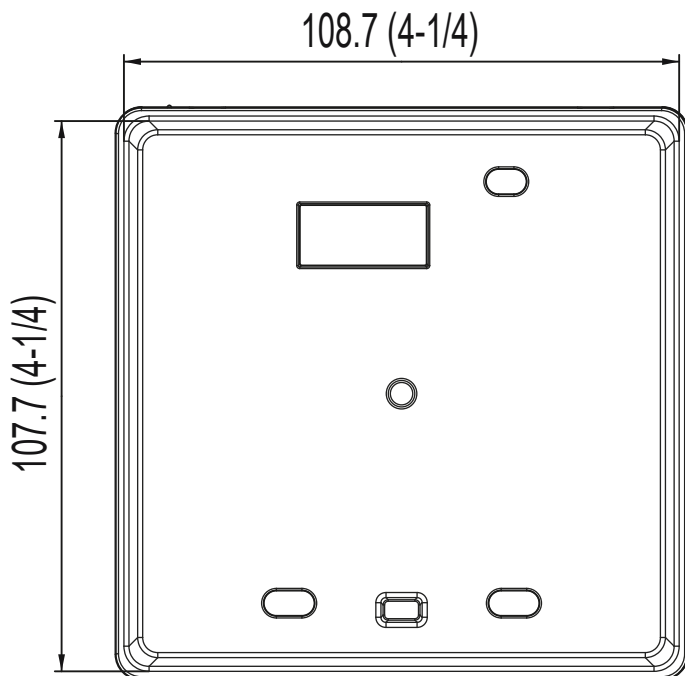
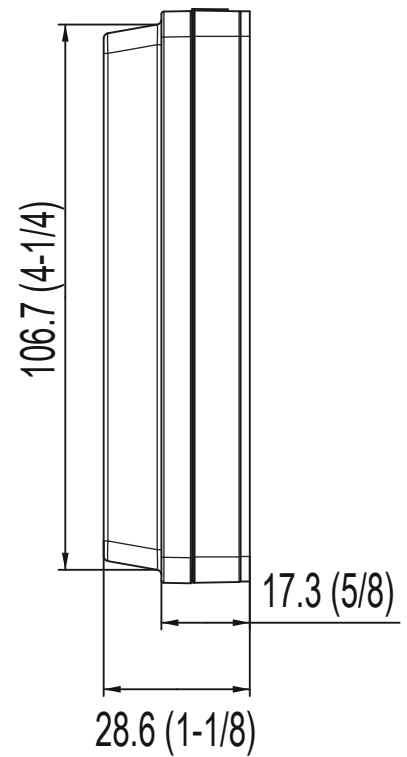
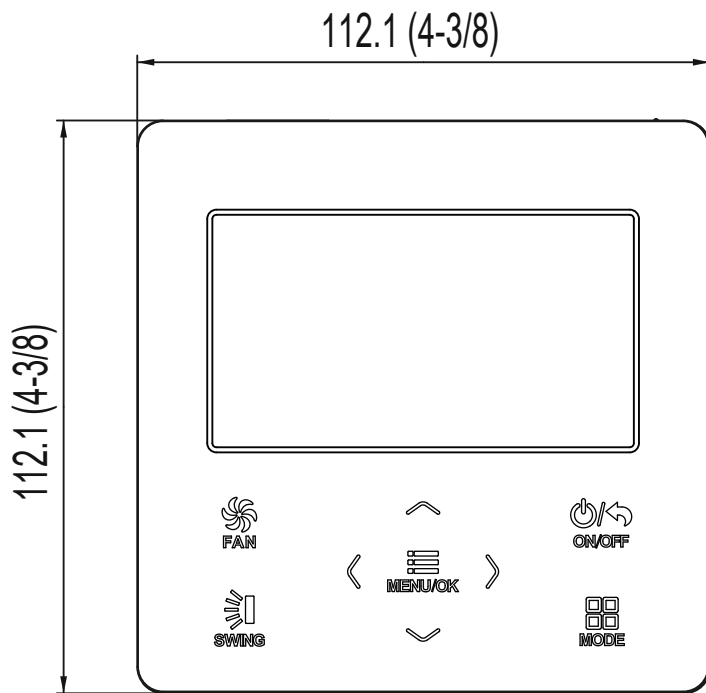
Job Name:

Schedule Reference:

Date:



Outline and Physical Dimension of XK76.



Unit outline dimension: mm (in.)

