



SPLIT TYPE

MULTI-ZONE

**Model:
KM24H50**



Item	Unit	Parameter
AHRI number	\	211497153
Outdoor Model	\	KM24H50
System Rating		
Cooling Capacity	Btu/h	23200
Heating Capacity	Btu/h	24000
Power Supply	\	208-230V/1Ph/60Hz
SEER2	\	21
EER2	\	3.66
HSPF2	\	10.00
Gas Pipe 1	inch (mm)	3/8 (9.52)
Liquid Pipe 1	inch (mm)	1/4 (6)
Gas Pipe 2	inch (mm)	3/8 (9.52)
Liquid Pipe 2	inch (mm)	1/4 (6)
Gas Pipe 3	inch (mm)	3/8 (9.52)
Liquid Pipe 3	inch (mm)	1/4 (6)
Connection Pipe MAX. Height Distance (Indoor/Indoor)	ft (M)	49.2 (15)
Connection Pipe MAX. Height Distance (Indoor UP/Outdoor)	ft (M)	49.2 (15)
Connection Pipe MAX. Height Distance (Indoor/Outdoor UP)	ft (M)	49.2 (15)
MAX. Equivalent Connection Pipe Length (Outdoor/Last Indoor)	ft (M)	65.6 (20)
Connection Pipe MAX. Length Distance (Total Length)	ft (M)	196.8 (60)
Connection Method	\	Screw Connection
No Additionnal Gas Connection Pipe Length	ft (M)	98.4 (30)
Connection Pipe Length Additional Charge	oz/ft.	0.2
Refrigerant Type	\	R410A
Refrigerant Charge	oz	84.7
Outdoor Unit Data		
Sound Pressure Level	dB(A)	58
Min/Max Voltage	V	187-253
MCA	A	19
MOP	A	25
Dimension (HxWxD)	inch (mm)	26 x 38 x 15 13/16 (660 x 964 x 402)
Dimension Package (HxWxD)	inch (mm)	28 1/8 x 40 1/2 x 17 13/16 (715 x 1029 x 453)
Net Weight	lb (Kg)	114.6 (52)
Gross Weight	lb (Kg)	124.5 (56.5)
Operating Temperature for Cooling	°F/°C	-22~118 (-30~48)
Operating Temperature for Heating	°F/°C	-22~75.2 (-30~24)



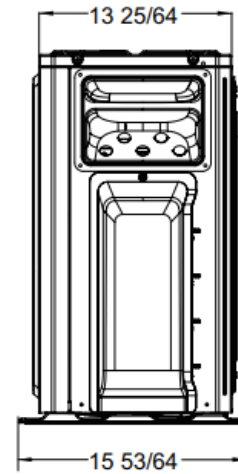
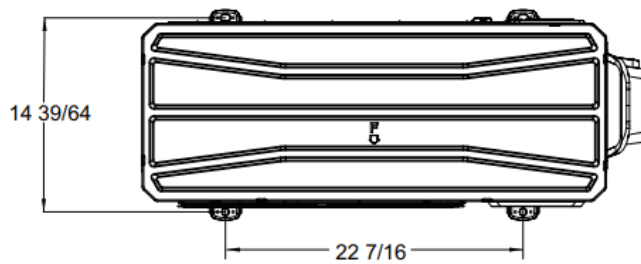
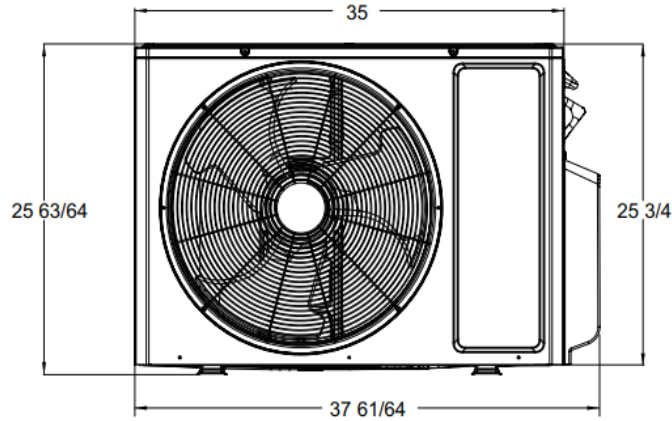
Specification are subject to change without notice.



SPLIT TYPE

MULTI-ZONE

**Model:
KM24H50**



Specification are subject to change without notice.

Job Name:

Schedule Reference:

Date: