




SPLIT TYPE

CHARMO

Model:
KW12HQ19SDI
KW12HQ19SDO

#AHRI : 212396483



Item	Unit	Specification
ODU Model	-	KW12HQ19SDO
IDU Model	-	KW12HQ19SDI
System Ratings		
Cooling Capacity	Btu/h	12000
Heating Capacity (47°F)	Btu/h	12000
Heating Capacity (17°F)	Btu/h	6800
Cooling Capacity Range	Btu/h	2388-13307
Heating Capacity Range	Btu/h	2388-15012
Cooling Power Input (Max)	W	1380
Heating Power Input (Max)	W	1650
SEER2	-	17.5
HSPF2	-	8.5
EER	W/W	2.55
COP	W/W	3.50
Cooling Operation Range	°F (°C)	0~118(-18~48)
Heating Operation Range	°F (°C)	-13~75(-25~24)
Gas Pipe Size (OD)	Inch(MM)	3/8 (9.52)
Liquid Pipe Size (OD)	Inch(MM)	1/4 (6)
Connection Method	-	Flared
Factory Charge	oz	27.5
Additional Charge	oz/ft	0.2
Pre-Charge Length	ft.	25
MAX Refrigerant Length	ft.	65
Min Refrigerant Pipe Length	ft.	10
MAX Refrigerant Pipe Elevation	ft.	40
Indoor Unit Data		
Fan Motor Power Output	W	15
Fan Motor FLA	A	0.4
Air Flow Volume	CFM	182/423
Sound Pressure Level	dB(A)	27/47
Dehumidication	pt/hr	2.96
Power Supply	-	208-230V / 1Ph / 60Hz
Min/Max Voltage	V	187 - 253
MCA	A	11.0
MOCP/Breaker Size	A	15.0
Outdoor Unit Data		
Compressor Type	-	DC Inverter Rotary
Compressor RLA	A	7.3
Refrigerant Type	-	R410A
Fan Motor Power Output	W	30
Fan Motor FLA	A	0.6
Sound Pressure Level	dB(A)	52
Power Supply	-	208-230V / 1Ph / 60Hz
Min/Max Voltage	V	187 - 253
Main Supply Wire Size	-	16AWG
MCA	A	11.0
MOCP/Breaker Size	A	15.0



Job Name:

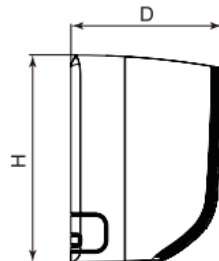
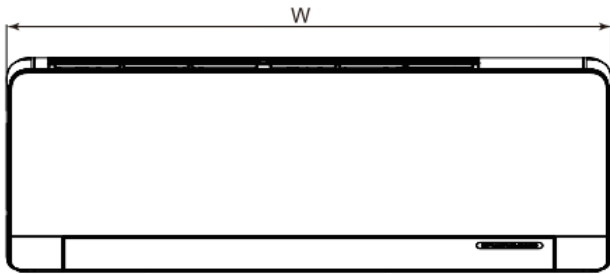
Schedule Reference:

Date:

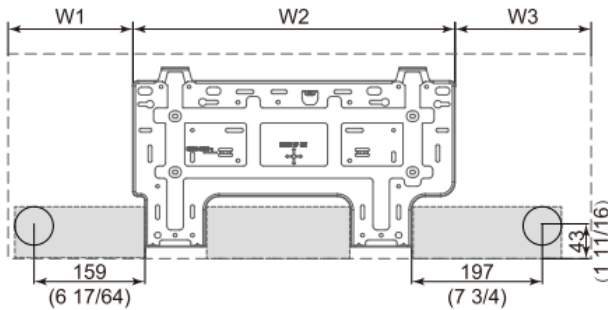
Specification are subject to change without notice.



Outline and Physical Dimension of KW12HQ19SD

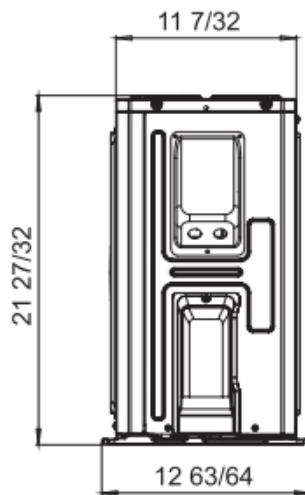
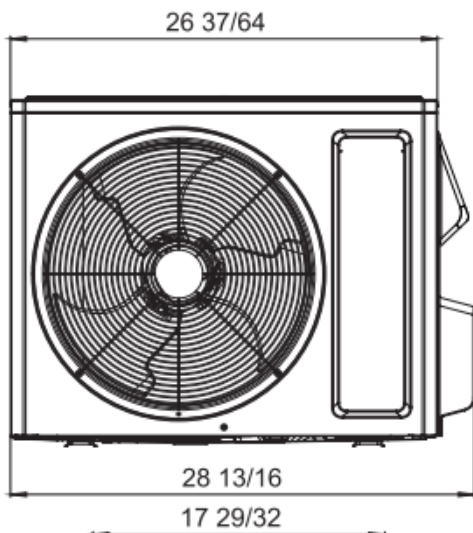


Dimensions	
W	34 9/64 (867)
H	10 55/64 (276)
D	8 7/64 (206)



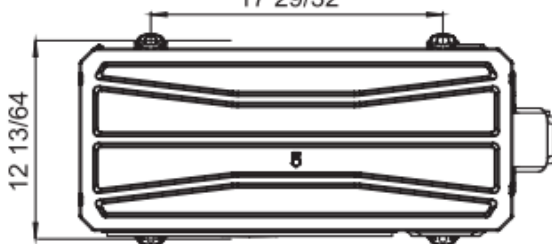
Liquid Line Valve	1/4-in OD Flared
Gas Line Valve	3/8-in OD Flared
Drain Connector	5/8-in OD

Units: inch (MM)



Dimensions	
W	28 13/16 (732)
H	21 27/32 (555)
D	12 63/64 (330)

Units: inch (MM)



Liquid Line Valve	1/4-in OD Flared
Gas Line Valve	3/8-in OD Flared

Net Weight IDU	20.9 lb (9,5 kg)
Gross Weight IDU	25.3 lb (11,5 kg)
Net Weight ODU	56.2 lb (25,5 kg)
Gross Weight ODU	61.7 lb (28 kg)

