




**SPLIT TYPE**

**CHARMO**

**Model:**  
**KW09HQ19SDI**  
**KW09HQ19SDO**

#AHRI : 212396482



Item	Unit	Specification
ODU Model	-	KW09HQ19SDO
IDU Model	-	KW09HQ19SDI
<b>System Ratings</b>		
Cooling Capacity	Btu/h	9100
Heating Capacity (47°F)	Btu/h	10000
Heating Capacity (17°F)	Btu/h	6000
Cooling Capacity Range	Btu/h	2800~10300
Heating Capacity Range	Btu/h	2200~12200
Cooling Power Input (Max)	W	1350
Heating Power Input (Max)	W	1450
SEER2	-	19.5
HSPF2	-	8.8
EER	W/W	3.3
COP	W/W	3.75
Cooling Operation Range	°F (°C)	0~118(-18~48)
Heating Operation Range	°F (°C)	-13~75(-25~24)
Gas Pipe Size (OD)	Inch (MM)	3/8 (9.52)
Liquid Pipe Size (OD)	Inch (MM)	1/4 (6)
Connection Method	-	Flared
Factory Charge	oz	24.7
Additional Charge	oz/ft	0.2
Pre-Charge Length	ft.	25
MAX Refrigerant Length	ft.	65
Min Refrigerant Pipe Length	ft.	10
MAX Refrigerant Pipe Elevation	ft.	40
<b>Indoor Unit Data</b>		
Fan Motor Power Output	W	20
Fan Motor FLA	A	0.3
Air Flow Volume	CFM	159/353
Sound Pressure Level	dB(A)	26/41
Dehumidication	pt/hr	1.69
Power Supply	-	208-230V / 1Ph / 60Hz
Min/Max Voltage	V	187 - 253
MCA	A	-
MOCP/Breaker Size	A	-
<b>Outdoor Unit Data</b>		
Compressor Type	-	DC Inverter Rotary
Compressor RLA	A	5.2
Refrigerant Type	-	R410A
Fan Motor Power Output	W	30
Fan Motor FLA	A	0.40
Sound Pressure Level	dB(A)	51
Power Supply	-	208-230V / 1Ph / 60Hz
Min/Max Voltage	V	187 - 253
Main Supply Wire Size	-	16AWG
MCA	A	9.0
MOCP/Breaker Size	A	15.0



Job Name:

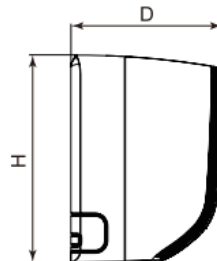
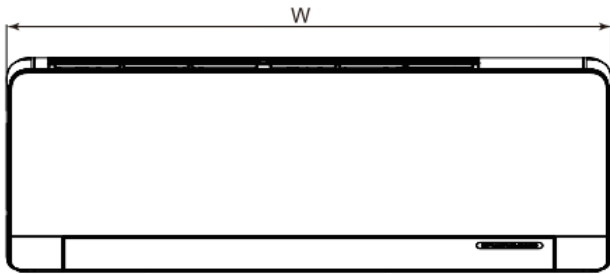
Schedule Reference:

Date:

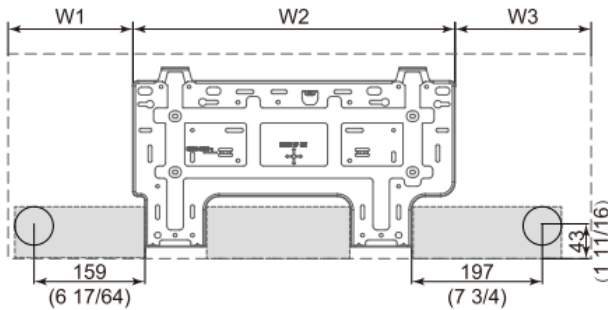
Specification are subject to change without notice.



## Outline and Physical Dimension of KW09HQ19SD

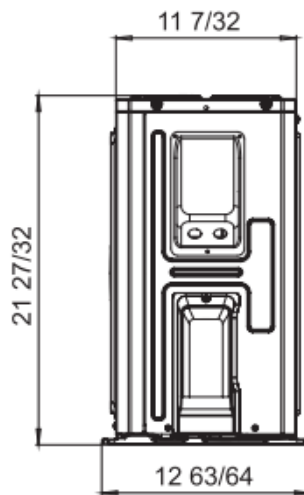
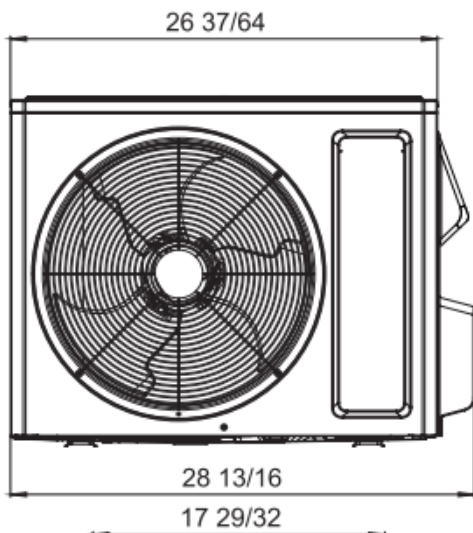


Dimensions	
W	34 9/64 (867)
H	10 55/64 (276)
D	8 7/64 (206)



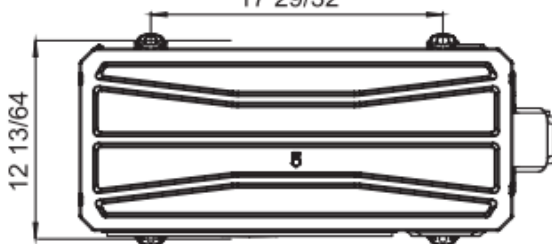
Liquid Line Valve	1/4-in OD Flared
Gas Line Valve	3/8-in OD Flared
Drain Connector	5/8-in OD

Units: inch (MM)



Dimensions	
W	28 13/16 (732)
H	21 27/32 (555)
D	12 63/64 (330)

Units: inch (MM)



Liquid Line Valve	1/4-in OD Flared
Gas Line Valve	3/8-in OD Flared

Net Weight IDU	20.9 lb (9,5 kg)
Gross Weight IDU	25.3 lb (11,5 kg)
Net Weight ODU	56.2 lb (25,5 kg)
Gross Weight ODU	61.7 lb (28 kg)

