

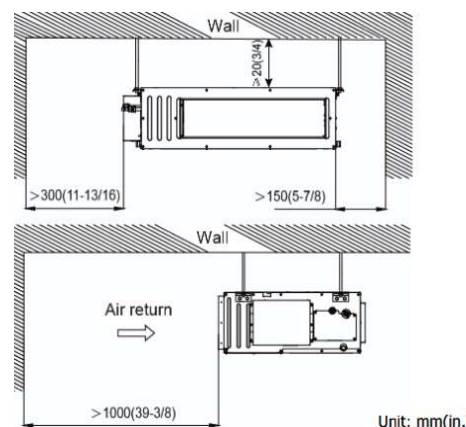
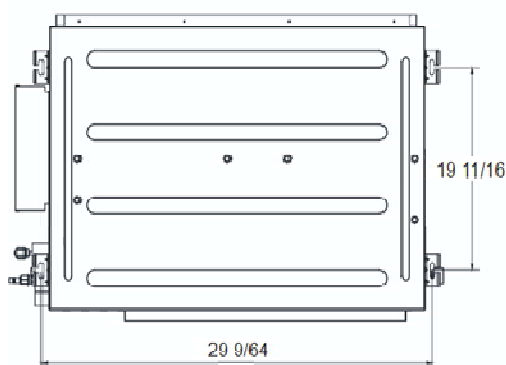
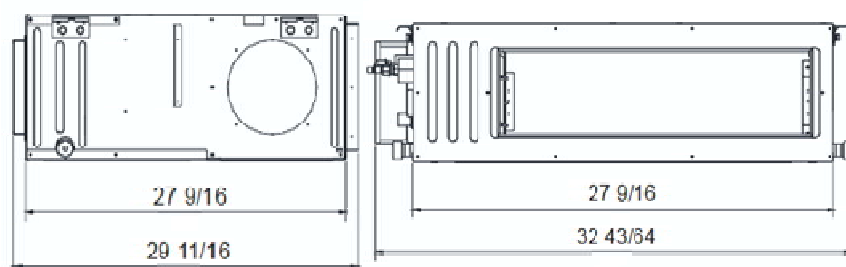
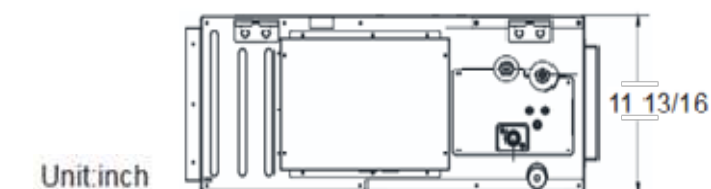


Indoor Unit Specifications

Ducted High Static			KM12XFDI
Air flow volume			dB (A)
Turbo	353 CFM	600 m3/h	39
High	288 CFM	490 m3/h	32
Med-high	N/A	N/A	N/A
Medium	247 CFM	420 m3/h	26
Med-low	N/A	N/A	N/A
Low	212 CFM	360 m3/h	25
Sleep	N/A	N/A	N/A

Net weight:	70.5 Lbs	Gross weight:	83.8 Lbs
	32 Kg		38 Kg
Included:	Wired Controller XE72-44/E		
Dehumidification level:	2.96 pt/hr		
Optional Accessories			
24V interlock wired controller:	XE71-00/E		
Wired controller:	XE71-44G		
Embedded wired controller:	XE74-44E		
Embedded WIFI wired controller:	XE72-44E		
Unit Dimensions			

Indoor unit Dimensions



Minimum indoor unit clearances

Power supplied by outdoor unit

Additional Information	
Connection method	Screwed
Liquid pipe	1/4in (6mm)
Gas pipe	3/8in (9.56mm)
Drain pipe (Outer Diameter)	.98in (25mm)

Included Features

Drain pump	8C heating	Dehumidify	Self clean	Forced defrost	Soft start	Low voltage startup
------------	------------	------------	------------	----------------	------------	---------------------

Specifications are subject to change without notice. Manufacturer reserves the right to discontinue or modify specifications or designs without notice or without incurring obligations. All Rights reserved.